

Mining Device for Electric Power Management Resilient Power Control Module RPCM Mining Edition

PROTECT YOUR INVESTMENTS AND MANAGE THEM EFFECTIVELY

✓ Simultaneous connection of up to 10 ASIC or GPU farms

✓ Automatic reset of ASIC in the event of decreased hash rate

✓ 15kW, 63A
10 x 230V outlets

✓ Protection from fires

✓ Power consumption meter on each ASIC

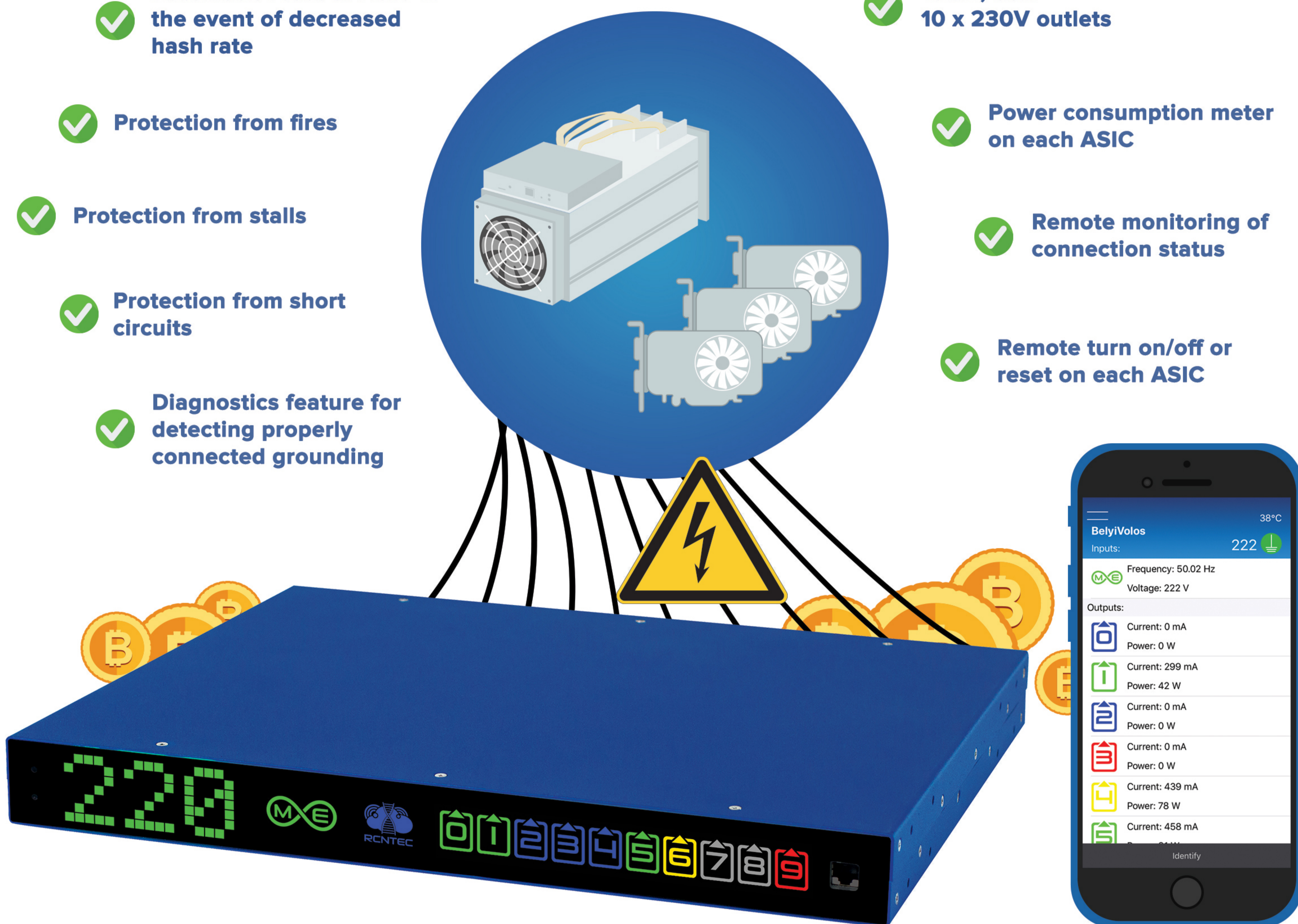
✓ Protection from stalls

✓ Remote monitoring of connection status


✓ Protection from short circuits

✓ Remote turn on/off or reset on each ASIC

✓ Diagnostics feature for detecting properly connected grounding




One of the key factors in mining is electric power for the farm. The extent of its proper organization impacts the degree of effectiveness the farm has in bringing in profits. Not only do failures, stalls, overheating and crashes create setbacks to recouping your investment, but they can also cause damage to equipment and even lead to investment loss, if a fire were to occur. The remote power control module RPCM ME allows you to not only reduce risks, but also boost the effectiveness of your farm's performance in mining cryptocurrency.



Protection from fires


Fire hazard prevention by means of:

- setting individual current consumption limits on each outlet
- notifying administrators
- automatically cutting off power to the device that exceeded the specified limit



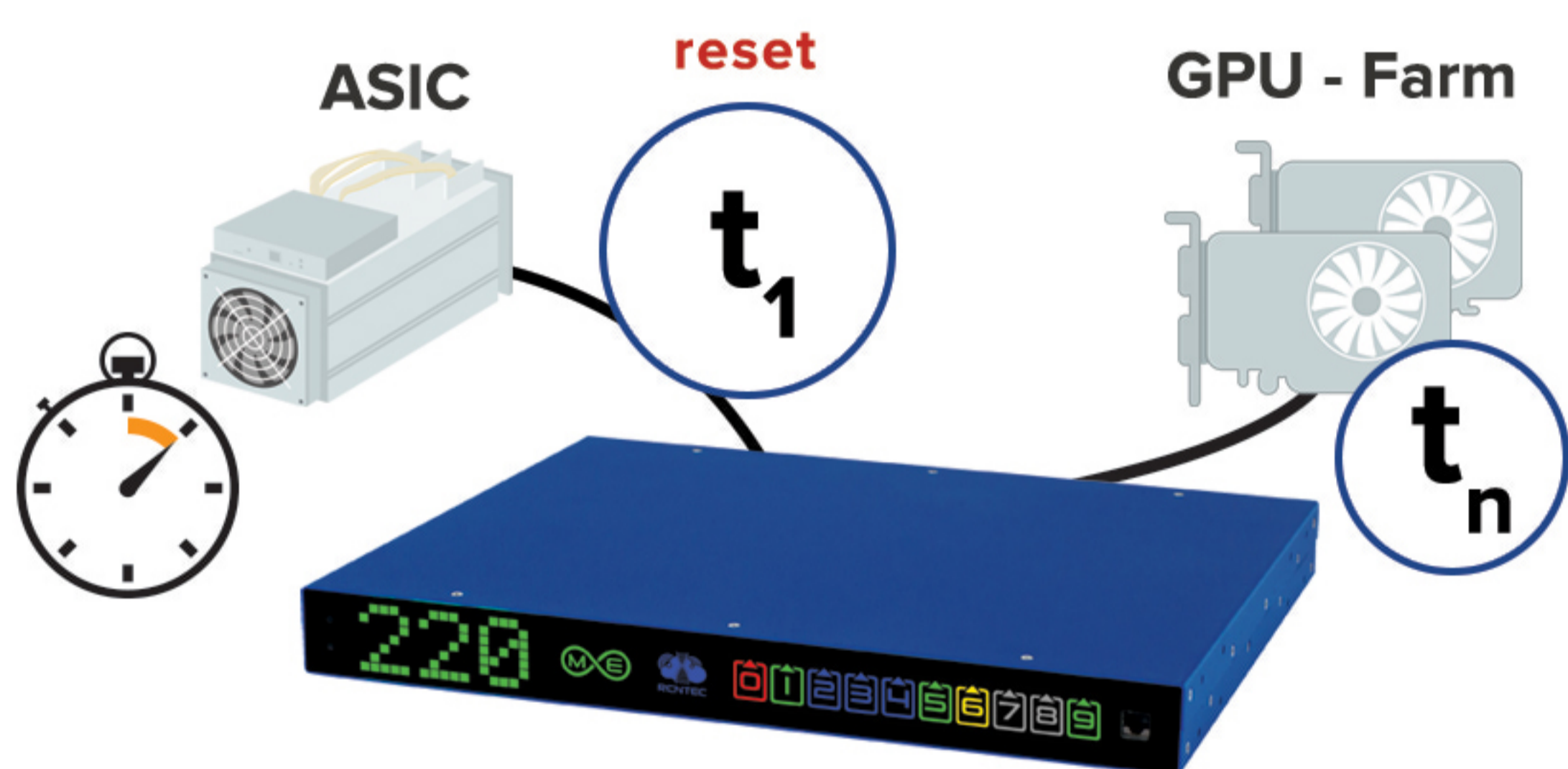
Protection from short circuits

In the event that a short circuit occurs on one of the connected devices, RPCM ME will automatically cut off power only to that affected device.



Diagnostics feature for detecting properly connected grounding

RPCM ME prevents against equipment malfunction and failures and increases power safety during equipment use thanks to automatic monitoring and proper grounding indication.



Protection from stalls

RPCM ME allows you to:


- perform automatic resets, if the hash rate decreases
- plan boot and shutdown of individual devices
- set activation delays

You can perform preventative resets (e.g. to cool down devices) and eliminate stalls entirely.



Remote monitoring of connection status

RPCM ME's remote power management of individual outlets allows you to control cases of unauthorized shutdowns, accidentally unplugged cables, and power supply malfunctions on the device, without having to go on site.



Power consumption meter on each ASIC

By giving you power meters on each individual outlet, RPCM ME provides you with a full understanding of power usage – whether it's for any one of the devices or for all of them combined – eliminating the need to manually monitor consumption on each outlet by personnel or use of wattmeters.